



serilor®AS : anti-static squeegee

serilor®AS - a special polyurethane blade helps to reduce static problems in screenprinting. Derived from High Resistant HR blade, **serilor®AS** squeegee is charged with a conductive additive specially formulated to improve electrical conductivity in PU..

Each **serilor®AS** blade is inspected for edge quality and profile.

ADVANTAGES:

- Maximum resistance to chemicals
- Maximum resistance to abrasion
- High environment stability (temperature, humidity)
- Easy to sharpen
- Individual package protects from light and dust
- Individual batch and reference ink jet marking on blade
- High test inspection for aspect defects
- Up to 2500X more conductive than standard HR blades (TEST FIMOR)


APPLICATIONS:

- Plastic substrates
- Graphic specialities (electronics, industrial...)
- Object / Container printing

Marking: serilor®AS length X width X thickness Profile hardness [batch N°] MADE IN FRANCE

Standard references:

- soft 65shA natural
- medium 75shA natural
- hard 85shA natural



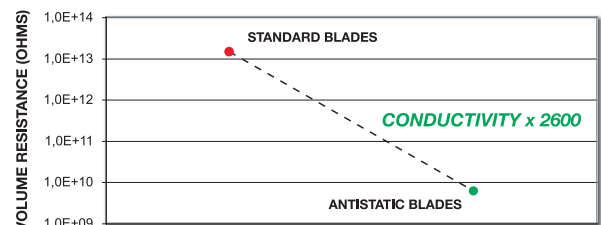
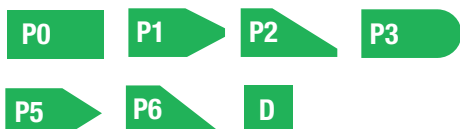
Others combinations: 60,70,80,90 and other durometers are available as specials.

serilor®AS is not a stock item : minimum quantities applied. Available in natural color only.

Used in conjunction with antistatic Mesh and/or special ink additives **serilor®AS** will contribute to reduce your static problems.

Standard profiles:

- P0: Straight square edge
 P1: Double bevel + flat land 60° angle + 1mm flat (±0,5mm)
 P2: Single bevel + flat land 45° angle + 1mm flat (±0,5mm)
 P3: Round bevel
 P5: Double bevel (V type)
 P6: Single bevel 45° angle
 D: «Diamond» square profile



SPECIFICATIONS		TOLERANCES
Length	3660 mm / 12 ft	≥ 3640 mm
Width	< 50 mm (2")	± 1 mm
	≥ 50 mm	+ 1 / -2 mm
Thickness	4-12mm	± 0.4mm
Hardness	60 to 90 shA	± 3 shA No more than 2shA between the 2 sides of a squeegee

INSTRUCTIONS

In general softer grades (65sh) are used for increased ink deposits and high coverage printing. Harder grades (85sh) are used for reduced deposits, notably when printing UV inks for fine texts and higher line counts.

Do not apply excessive pressure on squeegees as this makes your ink deposit heavy, uncontrollable and creates excessive wear. It is recommended that your squeegee slightly exceeds the printed image in size. Make certain to leave significant free space between both ends of your squeegee and the inside of your frame.

Gently insert the squeegee in a machine or hand holder. Use appropriate squeegee thickness to avoid forcing the blade in the holder. If the holder construction allows for it, regularly change the printing side of the squeegee to minimise the effect of bending with speed and pressure. Rotate your squeegee: do not wait until mechanical & chemical wear permanently bends back your blade to replace it by a fresh one and allowing it to relax, flat, for up to 24 hours.

• CLEANING

Remove excess of ink with a cardboard or a soft cloth. Wash blade with a cloth saturated with appropriate cleaning chemicals. Avoid the use of aggressive chemicals, in particular ink thinners. Let the squeegee rest and the chemicals evaporate before re-use or sharpening.

• SHARPENING

serilor®AS squeegee blades can be sharpened by all methods commonly used in the screen printing industry (Fimor offers an extensive range of diamond wheel sharpeners, please contact us for more information).

- Belt grinders
- Wheel sharpeners
- Knife cutting machines

Sharpen dry squeegees only. Never allow a squeegee with solvents to be sharpened and don't wash a hot, freshly sharpened blade with chemicals. Do not try to grind excessive material in one pass.

Precision printing requires a preventive sharpening to accommodate the squeegee edge to the holder shape.

• STORING / SHELF LIFE

For all medium or long term storage, blades must be kept flat, unrolled, especially prior to use. Store in a dry cool place away from any direct source of light. If the squeegee is exposed to extreme temperature and humidity conditions, its hardness characteristics may be altered.

PHYSICAL AND CHEMICAL SPECIFICATIONS (75shA)

PROPERTIES	Units	Norms	Values
Shore hardness at 20°C	shA	DIN53505	75
Tensile modulus at 10% elongation	MPa	DIN53504	1.10
Tensile modulus at 100% elongation	MPa	DIN53504	4.45
Tensile modulus at 200% elongation	MPa	DIN53504	7.40
Tensile modulus at 300% elongation	MPa	DIN53504	13.30
Tensile strength	MPa	DIN53504	50
Tensile strain at break	%	DIN53504	450
Tear resistance (non initiated tear)	KN/m	DIN53515	89
Tear resistance (initiated tear)	KN/m	DIN53515	22
Resilience	%	DIN53512	24
Abrasion loss	mm ³	DIN53516	< 30
DRC (25% of crushing during 22 hours at 70°C)	%	DIN53517	48
Shore hardness at - 5 °C	shA	DIN53505	85
Shore hardness at + 80 °C	shA	DIN53505	73
Specific gravity	g/cm ³		1.18
Swelling in solvent (70% dihydrofuranone basis)	%	ISO 175	< 20



DISTRIBUTOR



MADE IN FRANCE



FIMOR SAS - LE MANS
210 rue du Polygone
cedex 2 - 72058 LE MANS - FRANCE
Tel : +33 (0)2 43 40 66 00
Fax : +33 (0)2 43 40 00 95
email : serilor@fimor.fr

FIMOR NORTH AMERICA
5404 Ashton Ct. Ste. D
SARASOTA - FL - 34233 - USA
Ph : +1 800 922 5138 / +1 941 921 5138
Fax : +1 941 921 5434
email : us.sales@fimor.fr

FIMOR CHINA
N° C-67, Diamond Villa, Changan County
Dongguan City, Guangdong Province CHINA
Ph : +86 769 85337821
Fax : +86 769 85337820
email : Fimorchina@163.com

www.fimor-serigraphy.com