


## serilor® CERAM

### Soft squeegees for ceramic



**serilor® CERAM** quality blades are designed for specialist screen printing onto Ceramics and similar products . Made in a superior abrasion and chemical resistant polyurethane, **serilor® CERAM** blades offer a long life associated with a perfect knife-cut printing edge. Our exclusive computer controlled casting process guarantees batch to batch consistency.

Each **serilor® CERAM** blade is inspected for edge quality and profile.

#### ADVANTAGES:

- Will conform to uneven surfaces, specially with 75shA edges (CERAM 3)
- Excellent chemical resistance
- Excellent resistance to abrasion
- High environment stability
- Individual batch and reference ink jet marking on blade
- Individual package protects from dust


#### APPLICATIONS:

- Ceramics printing (direct)
- Tiles printing

**Marking:** serilor® CERAM length X width X thickness Profile hardness [batch N°] MADE IN FRANCE

**Standard references:** from 35 to 55 shA

**Color:** Natural




#### Others combinations:

Also available with soft core and 75 shA edges for concave and convex printings on uneven and abrasive surface.

**serilor® CERAM 3 :** edges 2 + 2 mm - core 5mm

- 75shA green / 50 shA natural / 75 shA green
- 75shA green / 35 shA natural / 75 shA green



SPECIFICATIONS		TOLERANCES
<b>Length</b>	3660 mm / 12 ft	≥ 3640 mm
<b>Width</b>	< 50 mm (2")	± 1 mm
	≥ 50 mm	+ 1 / -2 mm
<b>Thickness</b>	4-12mm	± 0.4mm
<b>Hardness</b>	35 to 55 shA	± 3 shA No more than 2shA between the 2 sides of a squeegee

## INSTRUCTIONS

In general softer grades (65sh) are used for increased ink deposits and high coverage printing. Harder grades (85sh) are used for reduced deposits, notably when printing UV inks for fine texts and higher line counts.

Do not apply excessive pressure on squeegees as this makes your ink deposit heavy, uncontrollable and creates excessive wear. It is recommended that your squeegee slightly exceeds the printed image in size. Make certain to leave significant free space between both ends of your squeegee and the inside of your frame.

Gently insert the squeegee in a machine or hand holder. Use appropriate squeegee thickness to avoid forcing the blade in the holder. If the holder construction allows for it, regularly change the printing side of the squeegee to minimise the effect of bending with speed and pressure. Rotate your squeegee: do not wait until mechanical & chemical wear permanently bends back your blade to replace it by a fresh one and allowing it to relax, flat, for up to 24 hours.

### • CLEANING

Remove excess of ink with a cardboard or a soft cloth. Wash blade with a cloth saturated with appropriate cleaning chemicals. Avoid the use of aggressive chemicals, in particular ink thinners. Let the squeegee rest and the chemicals evaporate before re-use or sharpening.

### • SHARPENING

**serilor® CERAM** squeegee blades can be sharpened by all methods commonly used in the screen printing industry (Fimor offers an extensive range of diamond wheel sharpeners, please contact us for more information).

- Belt grinders
- Wheel sharpeners
- Knife cutting machines

Sharpen dry squeegees only. Never allow a squeegee with solvents to be sharpened and don't wash a hot, freshly sharpened blade with chemicals. Do not try to grind excessive material in one pass.

Precision printing requires a preventive sharpening to accommodate the squeegee edge to the holder shape.

### • STORING / SHELF LIFE

For all medium or long term storage, blades must be kept flat, unrolled, especially prior to use. Store in a dry cool place away from any direct source of light. If the squeegee is exposed to extreme temperature and humidity conditions, its hardness characteristics may be altered.

## PHYSICAL AND CHEMICAL SPECIFICATIONS (55shA)

PROPERTIES	Units	Norms	Values
Shore hardness at 20°C	shA	DIN53505	55
Tensile modulus at 100% elongation	MPa	DIN53504	2.2
Tensile modulus at 200% elongation	MPa	DIN53504	2.8
Tensile modulus at 300% elongation	MPa	DIN53504	3.4
Tensile strength	MPa	DIN53504	23.6
Tensile strain at break	%	DIN53504	1470
Tear resistance (non initiated tear)	KN/m	DIN53515	33.8
Tear resistance (initiated tear)	KN/m	DIN53515	11.3
Abrasion loss	mm <sup>3</sup>	DIN53516	30
DRC ( 25% of crushing during 22 hours at 70°C)	%	DIN53517	20



DISTRIBUTOR



MADE IN FRANCE

[www.fimor-serigraphy.com](http://www.fimor-serigraphy.com)

### FIMOR LE MANS

210 rue du Polygone - F - 72058 - LE MANS  
 Tel: + 33 (0)2 43 40 66 00  
 Fax: + 33 (0)2 43 40 00 95  
 email: serilor@fimor.fr

### FIMOR NORTH AMERICA

50 Grandview Court, Cheshire, CT 06410, USA  
 Tel: + (1) 203 272 3219  
 email: us.sales@fimor.fr

### FIMOR CHINA FOSHAN OFFICE

Ph : (+86) -757-2291-6619  
 email : fimorchina@163.com