

## serilor®D

### “Diamond” square profiles for solar panels

**serilor®D** blades are designed for high precision screenprinting applications such as pcb's, solar panels CD's... Made in a superior abrasion and aggressive-inks resistant polyurethane, **serilor®D** blades offer a long life associated with a perfect knife-cut printing edge.

Our exclusive computer controlled casting process guarantees batch to batch consistency.

Each **serilor®D** blade is inspected for edge quality and profile.

#### ADVANTAGES :


- 4 high quality, cut, printing edges
- Excellent resistance to UV inks
- Excellent resistance to abrasion
- High environment stability
- Reference and batch number printed on each blade

#### APPLICATIONS :

- Deposit of conductive pastes
- Screen printing onto solar panels
- Small format, high speed, automatic printing

**Marking:** serilor®SR1[or HR1] length X width X thickness Profile hardness [batch N°] MADE IN FRANCE

### serilor®SR1 standard resistance quality standard references




soft 65shA  
red

medium 75shA  
green

hard 85shA  
blue

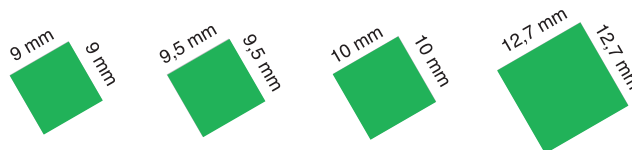
### serilor®HR1 high resistance quality standard references



- soft 65shA white
- medium 75shA white
- hard 85shA white

*References subject to minimum quantity per order.*

#### Standard Dimensions:



**Tolerances:** ± 0,3 mm / ± 3 shA

Hardnesses from 50 to 95 shA, other colors and dimensions availables.

## INSTRUCTIONS

In general softer grades (65sh) are used for increased ink deposits and high coverage printing. Harder grades (85sh) are used for reduced deposits, notably when printing UV inks for fine texts and higher line counts.

Do not apply excessive pressure on squeegees as this makes your ink deposit heavy, uncontrollable and creates excessive wear. It is recommended that your squeegee slightly exceeds the printed image in size. Make certain to leave significant free space between both ends of your squeegee and the inside of your frame.

Gently insert the squeegee in a machine or hand holder. Use appropriate squeegee thickness to avoid forcing the blade in the holder. If the holder construction allows for it, regularly change the printing side of the squeegee to minimise the effect of bending with speed and pressure. Rotate your squeegee: do not wait until mechanical & chemical wear permanently bends back your blade to replace it by a fresh one and allowing it to relax, flat, for up to 24 hours.

### • CLEANING

Remove excess of ink with a cardboard or a soft cloth. Wash blade with a cloth saturated with appropriate cleaning chemicals. Avoid the use of aggressive chemicals, in particular ink thinners. Let the squeegee rest and the chemicals evaporate before re-use or sharpening.

### • STORING / SHELF LIFE

For all medium or long term storage, blades must be kept flat, unrolled, especially prior to use. Store in a dry cool place away from any direct source of light. If the squeegee is exposed to extreme temperature and humidity conditions, its hardness characteristics may be altered.

## PHYSICAL AND CHEMICAL SPECIFICATIONS (for 75 shA grade)

PROPERTIES	Units	Norms	Values
Shore hardness at 20°C	shA	DIN53505	75
Tensile modulus at 10% elongation	MPa	DIN53504	1.10
Tensile modulus at 100% elongation	MPa	DIN53504	4.45
Tensile modulus at 200% elongation	MPa	DIN53504	7.40
Tensile modulus at 300% elongation	MPa	DIN53504	13.30
Tensile strength	MPa	DIN53504	50
Tensile strain at break	%	DIN53504	450
Tear resistance (non initiated tear)	KN/m	DIN53515	89
Tear resistance (initiated tear)	KN/m	DIN53515	22
Resilience	%	DIN53512	24
Abrasion loss	mm <sup>3</sup>	DIN53516	< 30
DRC ( 25% of crushing during 22 hours at 70°C)	%	DIN53517	48
Shore hardness at - 5 °C	shA	DIN53505	85
Shore hardness at + 80 °C	shA	DIN53505	73
Specific gravity	g/cm <sup>3</sup>		1.18
Swelling in solvent ( 70% dihydrofuranone basis)	%	ISO 175	< 20



DISTRIBUTOR



MADE IN FRANCE

[www.fimor-serigraphy.com](http://www.fimor-serigraphy.com)

### FIMOR LE MANS

210 rue du Polygone - F - 72058 - LE MANS  
 Tel: + 33 (0)2 43 40 66 00  
 Fax: + 33 (0)2 43 40 00 95  
 email: serilor@fimor.fr

### FIMOR NORTH AMERICA

50 Grandview Court, Cheshire, CT 06410, USA  
 Tel: + (1) 203 272 3219  
 email: us.sales@fimor.fr

### FIMOR CHINA FOSHAN OFFICE

Ph : (+86) -757-2291-6619  
 email : fimorchina@163.com