

**serilor®** SCREEN PRINTING SUPPLIES

# serilor®LC

## Value squeegee line



FIMOR has developed a new polyurethane formulation to achieve performance at an attractive price. Available in a limited range of dimensions/hardness combinations, **serilor®LC** is the right choice for non critical applications ranging from textile to graphic printing. With the new **serilor®LC**, why settle for an unknown brand when you can get the quality and consistency of a leading manufacturer.

**serilor®LC** blades are manufactured with a centrifugation process to avoid bubbles and craters in the material and to bring optimal homogeneity to the compound, even at the core of the material and after grinding. Our exclusive computer controlled casting process guarantees batch to batch consistency.

**ADVANTAGES :**

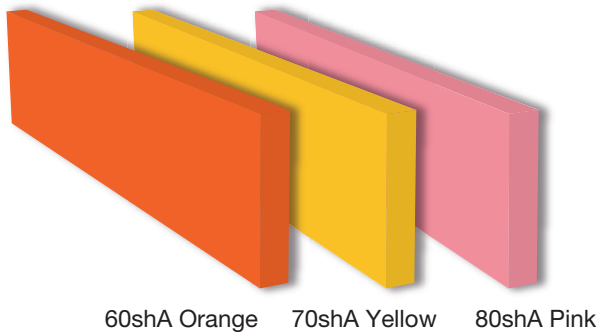
- Competitively priced
- Non-compromising performances
- Easy sharpening
- Color coded for quick identification

**APPLICATIONS :**

- Textile printing
- Graphics multi-purpose
- Ideal for use with less aggressive solvents

### serilor®LC1 - Mono layer


#### standard references




60shA Orange    70shA Yellow    80shA Pink

### serilor®LC3 - Triple layer

#### standard references



55/90/55shA Orange/White/Orange    62/90/62shA Blue/White/Blue    70/90/70shA Yellow/White/Yellow

**Additional "special order" references available with 30 roll minimum quantity**


- 65shA Green
- 75shA Brown
- 85shA Purple
- 75/90/75shA Brown/White/Brown

Particularly effective when high speed automatic printing equipment is used, **serilor®LC3** has a 90shA hard center layer for support, ideal for fine lines and halftone printing. Using Triple durometer squeegees will extend your squeegee life, help prevent dot gain, and generate immediate savings on ink and other consumable through better control of the squeegee pressure.

**Standard Dimensions: 50x9,2mm / 2"x3/8"**
**Standard Profiles:**

P0: Straight Square Edge


*Other dimensions, profiles, colors or squeegee durometers by special request.*

	SPECIFICATIONS	TOLERANCES
<b>Length</b>	3660mm /12 Ft	≥ 3640mm
<b>Width</b>	50mm (2")	+1 / -2mm
<b>Thickness</b>	9.2 mm (approx. 3/8")	+0.4 / -0.4mm
<b>Hardness</b>	Printed range of durometers	± 5 shA
<b>Triple layer</b>	same values as single layer squeegees above, with a 90sh center	
<b>Marking</b>	<b>serilor®LC</b> Code (hardness) Date batch N°	

## INSTRUCTIONS

In general softer grades (65sh) are used for increased ink deposits and high coverage printing. Harder grades (85sh) are used for reduced deposits, notably when printing UV inks for fine texts and higher line counts.

Do not apply excessive pressure on squeegees as this makes your ink deposit heavy, uncontrollable and creates excessive wear. It is recommended that your squeegee slightly exceeds the printed image in size. Make certain to leave significant free space between both ends of your squeegee and the inside of your frame.

Gently insert the squeegee in a machine or hand holder. Use appropriate squeegee thickness to avoid forcing the blade in the holder. If the holder construction allows for it, regularly change the printing side of the squeegee to minimise the effect of bending with speed and pressure. Rotate your squeegee: do not wait until mechanical & chemical wear permanently bends back your blade to replace it by a fresh one and allowing it to relax, flat, for up to 24 hours.

### • CLEANING

Remove excess of ink with a cardboard or a soft cloth. Wash blade with a cloth saturated with appropriate cleaning chemicals. Avoid the use of aggressive chemicals, in particular ink thinners. Let the squeegee rest and the chemicals evaporate before re-use or sharpening.

### • SHARPENING

**serilor<sup>®</sup>LC** squeegee blades can be sharpened by all methods commonly used in the screen printing industry (Fimor offers an extensive range of diamond wheel sharpeners, please contact us for more information).

- Belt grinders
- Wheel sharpeners
- Knife cutting machines

Sharpen dry squeegees only. Never allow a squeegee with solvents to be sharpened and don't wash a hot, freshly sharpened blade with chemicals. Do not try to grind excessive material in one pass.

Precision printing requires a preventive sharpening to accommodate the squeegee edge to the holder shape.

### • STORING / SHELF LIFE

For all medium or long term storage, blades must be kept flat, unrolled, especially prior to use. Store in a dry cool place away from any direct source of light. If the squeegee is exposed to extreme temperature and humidity conditions, its hardness characteristics may be altered.

## PHYSICAL AND CHEMICAL SPECIFICATIONS (for 75 shA LC grade)

PROPERTIES	UNITS	NORMS	VALUES
Shore hardness at 20°C	shA	DIN53505	75
Tensile modulus at 100% elongation	MPa	DIN53504	3.0
Tensile modulus at 100% elongation	MPa	DIN53504	4.1
Tensile modulus at 300% elongation	MPa	DIN53504	5.1
Tensile strength	MPa	DIN53504	30.4
Tensile strain at break	%	DIN53504	1170
Tear resistance (non initiated tear)	KN/m	DIN53515	50.6
Tear resistance (initiated tear)	KN/m	DIN53515	20.9
Abrasion loss	mm <sup>3</sup>	DIN53516	25
DRC ( 25% of crushing during 22 hours at 70°C)	%	DIN53517	35
Working temperature	°C		-10/+60
Storage temperature	°C		+15/+25



DISTRIBUTOR



MADE IN FRANCE



**FIMOR SAS - LE MANS**  
 210 rue du Polygone  
 cedex 2 - 72058 LE MANS - FRANCE  
 Tel : +33 (0)2 43 40 66 00  
 Fax : +33 (0)2 43 40 00 95  
 email : serilor@fimor.fr

**FIMOR NORTH AMERICA**  
 5404 Ashton Ct. Ste. D  
 SARASOTA - FL - 34233 - USA  
 Ph : +1 800 922 5138 / +1 941 921 5138  
 Fax : +1 941 921 5434  
 email : us.sales@fimor.fr

**FIMOR CHINA FOSHAN OFFICE**  
 Ph : (+86) -757-2291-6619  
 email : fimorchina@163.com

[www.fimor-serigraphy.com](http://www.fimor-serigraphy.com)